

SUPERFAX



Desk-top Paper Folder

PF-215/PF-210


High Productivity, Ease of Operation, Flexibility, Compact




PF-215




PF-210




Single




Gate



Letter



Zig-Zag



Double-Parallel




Fold-Out

**SUPERFAX
INTERNATIONAL**

Desk-top Paper Folders

PF-200 series

Selection of Fully Automatic & Manual type models



(Operation Panel of PF-215)


- Safety cover and interlock switch that prevents access to running fold rollers
- Diagnostic display to detect nature and the whereabouts of errors
- Accurate fold position setting by new position-defining system (PF-250 & PF-220)
- Accurate paper feeding by 3 paper feed rollers
- Virtually maintenance free by adoption of removable fold rollers when they need cleaning or replacement




PF-250
Fully automatic with up to 36 custom set-ups plus memory function



PF-220
Fully automatic with up to 36 custom set-ups



PF-215
Economy type folder with a counter



PF-210
Economy type folder without counter

SPECIFICATIONS OF SUPERFAX PF-200 SERIES FOLDERS

	PF-250	PF-220	PF-215	PF-210
Paper sizes	91x128 (B7) to 297x432mm or 3.5" x 5.0" to 11" x 17"			
Paper weight	46-105g/m ² (160g/m ² for Single fold)			
Paper quality	Rough paper, Bond, Duplicating paper, Recycled paper, Drawing paper			
Fold types	Single, Letter, Zig-zag, Double-parallel, Fold-out, Gate and Cross-fold (PF-210 requires optional parts for Cross-fold)			
Paper feeding system	Friction feed by 3 rubber rollers			
Feed table elevation	Automatic	Manual		Manual
Eject roller position setting	Automatic	Manual		Manual
Feed table capacity	500 sheets (64g/m ² Bond)			
Speed	3,240 to 10,080 sheets/h (5 speeds) (A4 Single fold)		8,000 sheets/h (50Hz) or 9,000 sheets/h (A4 Single fold)	
Counter	4-digit add, subtract & auto repeat		4-digit add, subtract & auto repeat	N/A
Error detection	Yes (Jam map display)			
Fold table 1 jam sensor	Yes			
Paper empty detection	Yes			
Paper eject sensor	Yes			
Safety cover	Yes (immediate stop on opening)			
Custom set-ups	Max. 36 kinds			N/A
Memory function	3 kinds	N/A		N/A
Paper size auto detection	A3, B4, A4, B5, A5, B6			N/A
Paper guides for cross fold	Standard accessory		Standard accessory	Option
Paper length input function	Yes	N/A		N/A
Other features	Skew correcting device Removable folding rollers for easy maintenance & replacement Easy cleaning of photosensors			
Paper eject tray style	Extension type			
Option	Perforating device		N/A	
Power source	110-127V, 50/60Hz or 220-240V, 50/60Hz		110-127V, 50 or 60Hz or 220-240V, 50 or 60Hz	
Power consumption	75W		69-120W (110-127V) or 62-95W (220-240V)	
Rated current	0.7A (110-127V) or 0.35A (220-240V)		0.66-1.03A (110-127V) or 0.28-0.41A (220-240V)	
Dimensions (In use)	870(W) x 530(D) x 520(H)mm		820(W) x 530(D) x 520(H)mm	
(Stowed)	660(W) x 530(D) x 520(H)mm		660(W) x 530(D) x 520(H)mm	
Weight	33.5 kg.		27.0 kg.	

* The design and specifications are subject to change without notice.